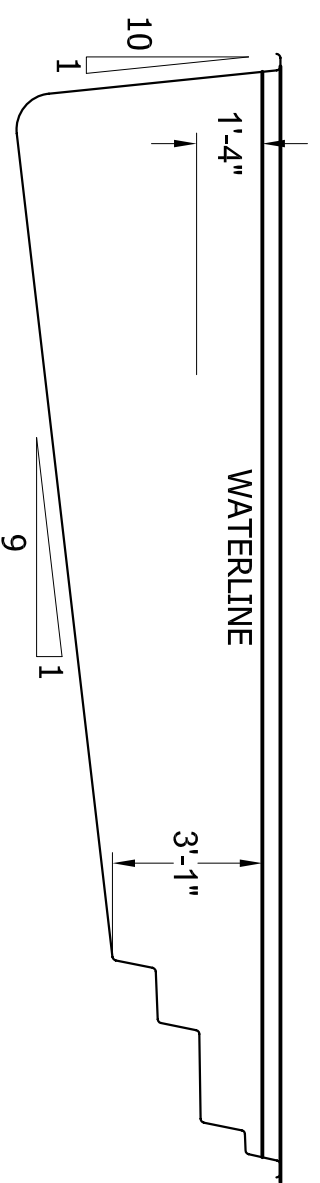
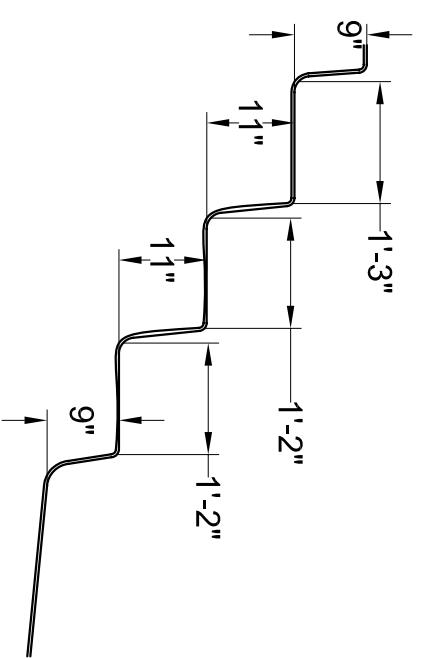



PLAN VIEW
SCALE 1/4" = 1'-0"



ELEVATION
SCALE 1/4" = 1'-0"



STEP SECTION A-A
SCALE 1/2" = 1'-0"



NON-SKID

AREA: 190 SQ. FT.
PERIMETER: 59 FT.
VOLUME: 6600 GAL.

COCOA BEACH 176 - NSPI-5	
SCALE AS NOTED	DATE 05-27-08
DRAWN BY KLB	REVISION 01